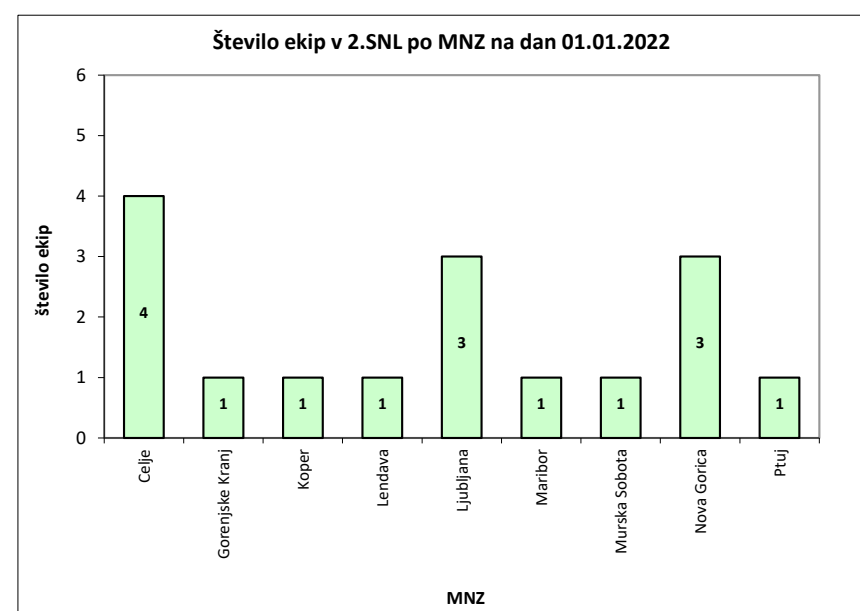
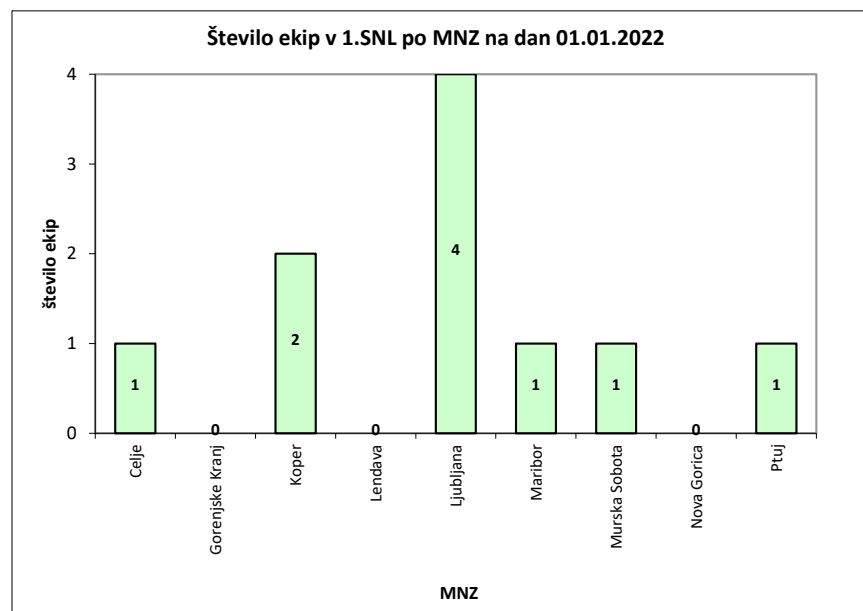
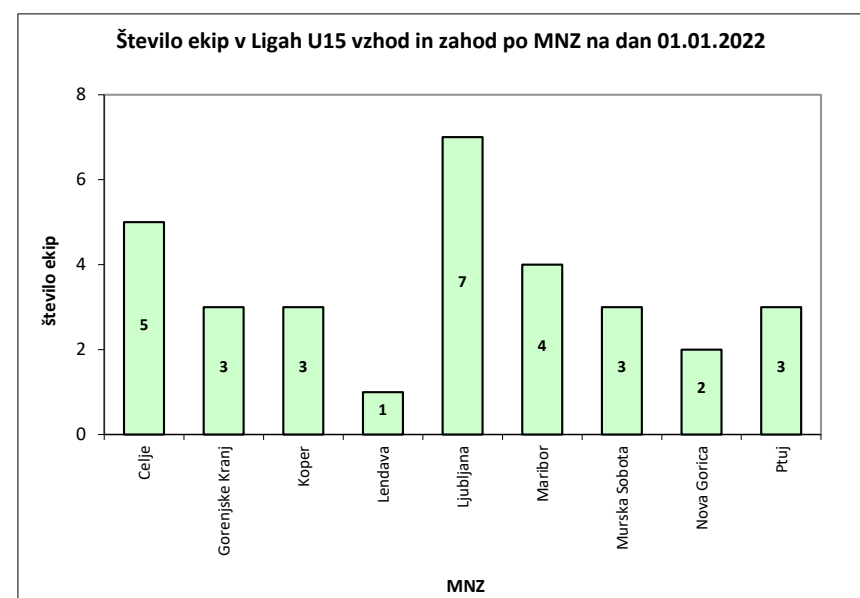
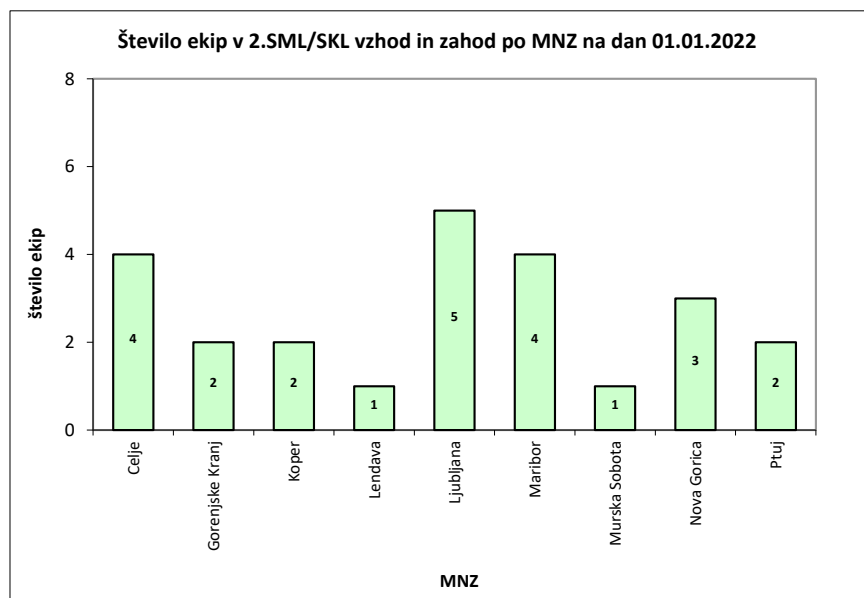
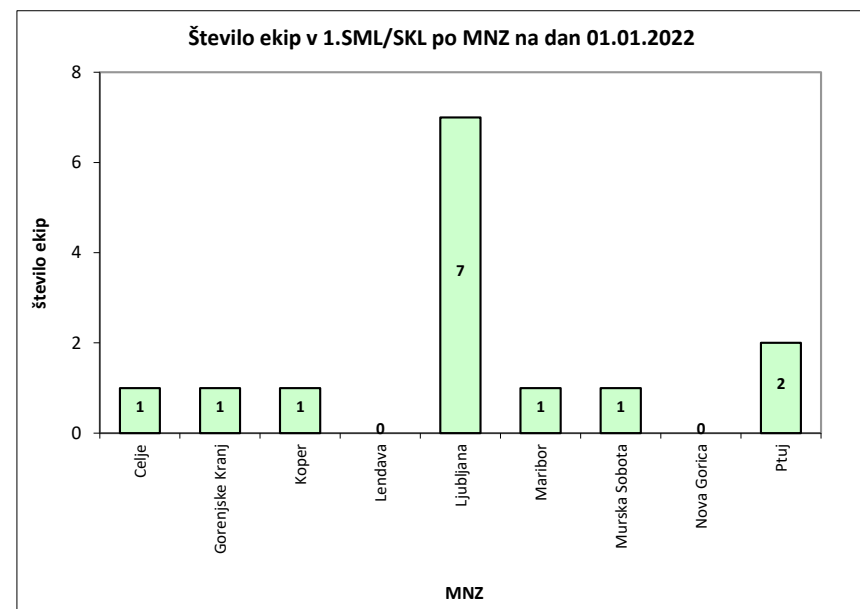
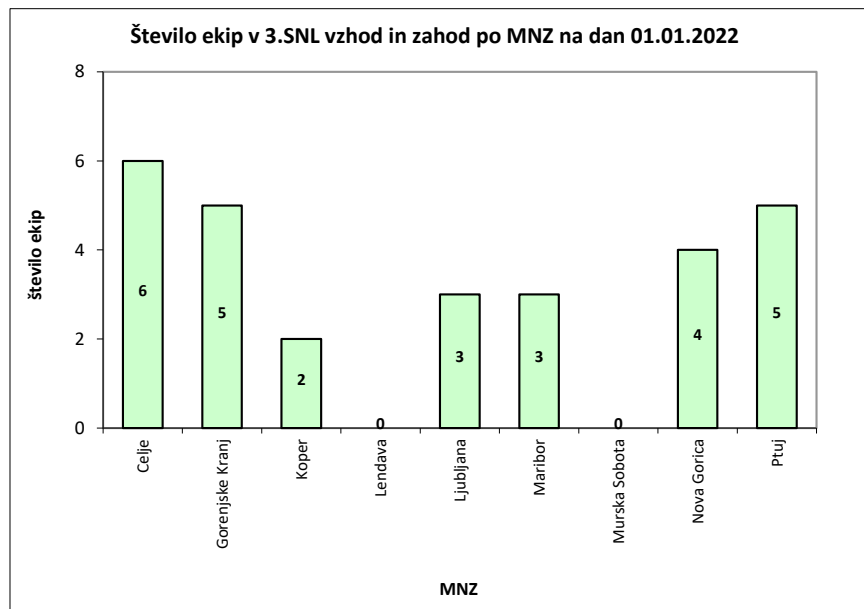
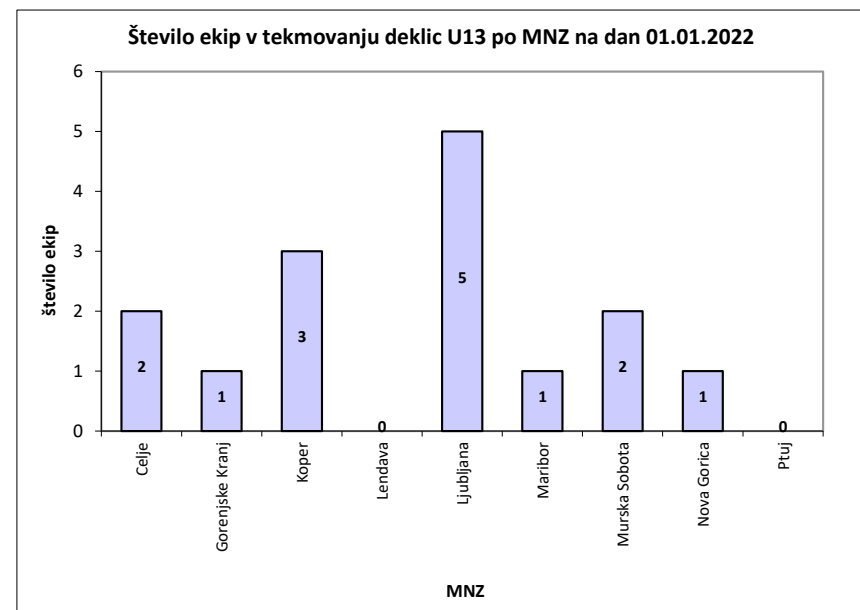
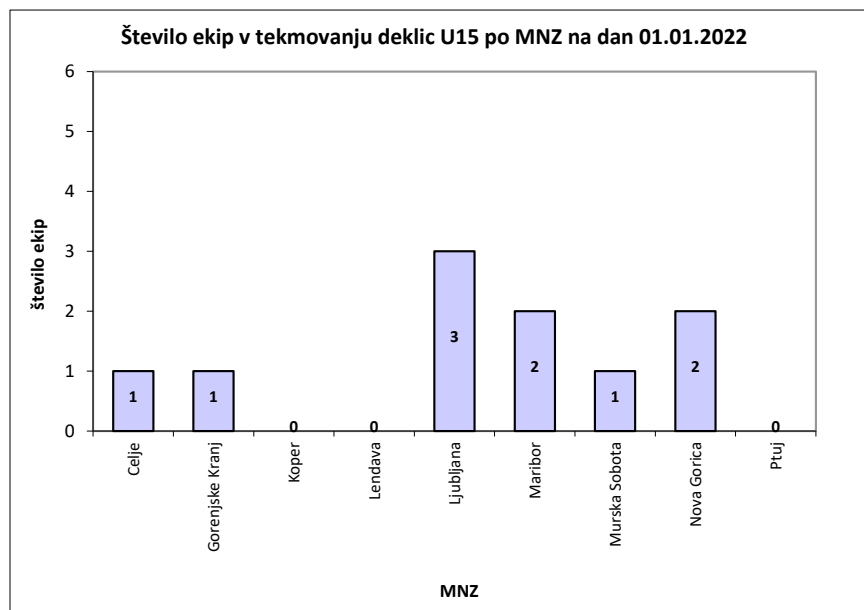
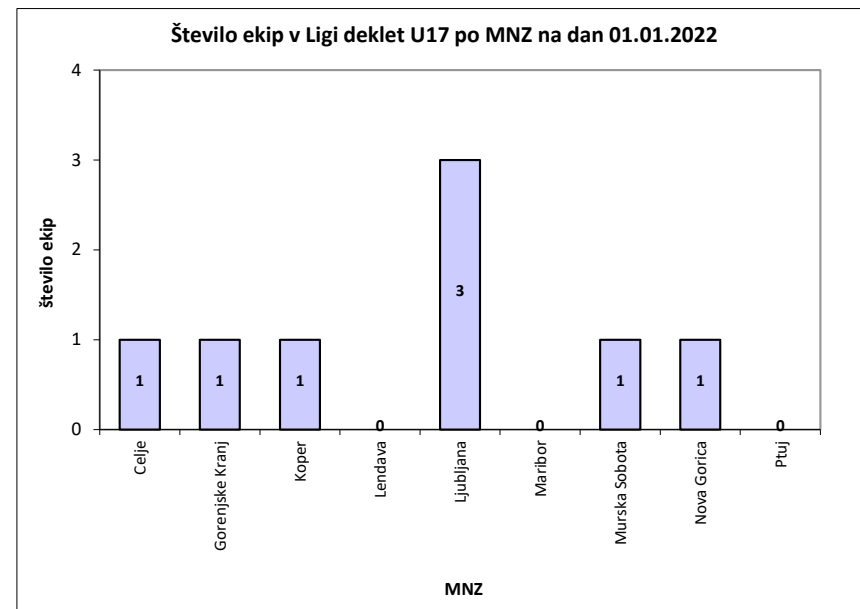
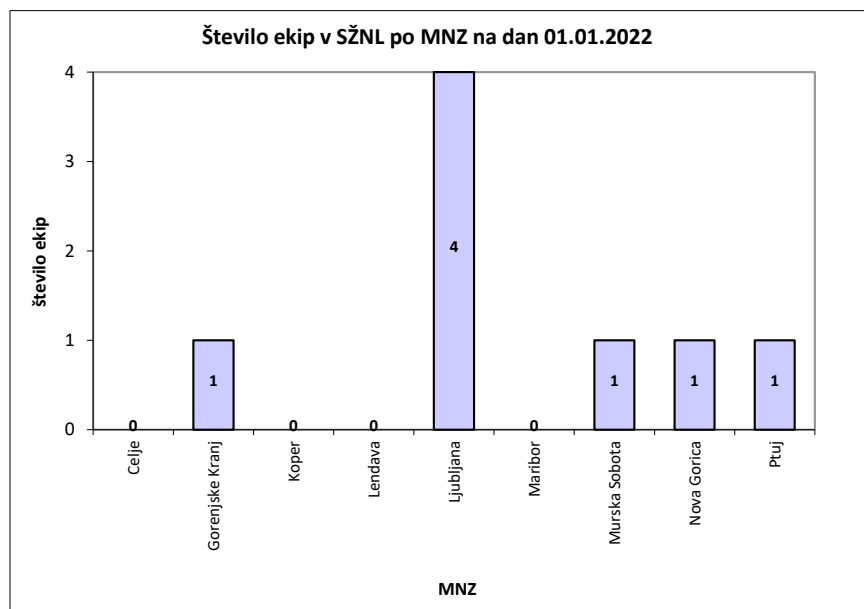


## Razporeditev ekip nogometnih klubov v tekmovanjih NZS in MNZ na dan 01.01.2022

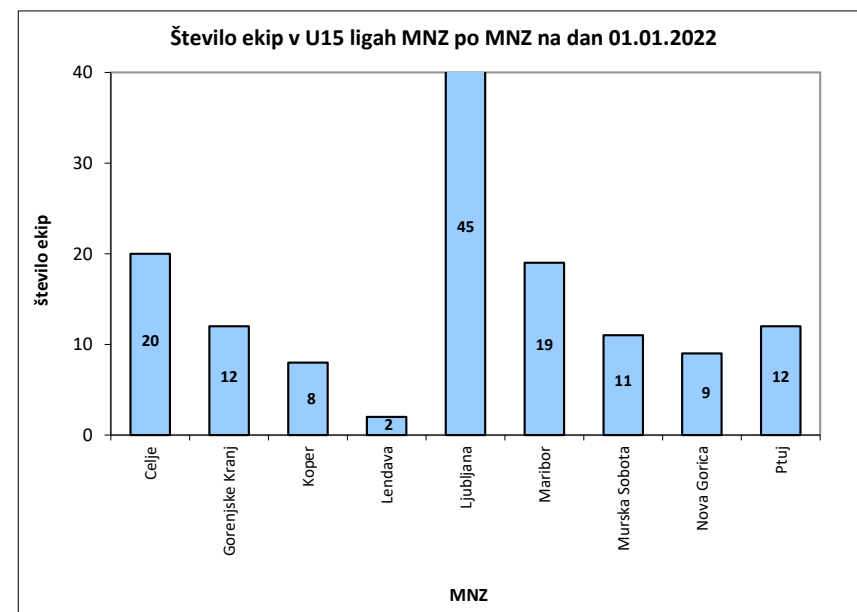
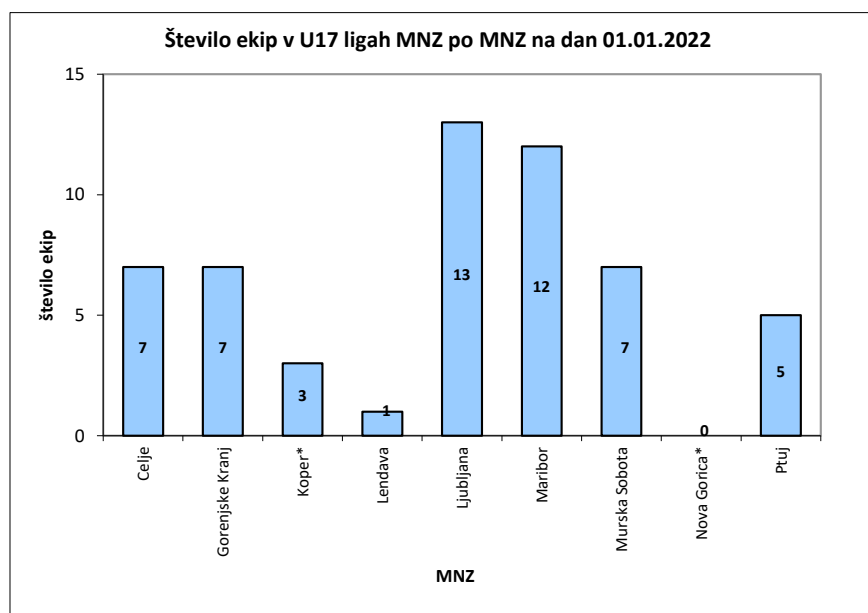
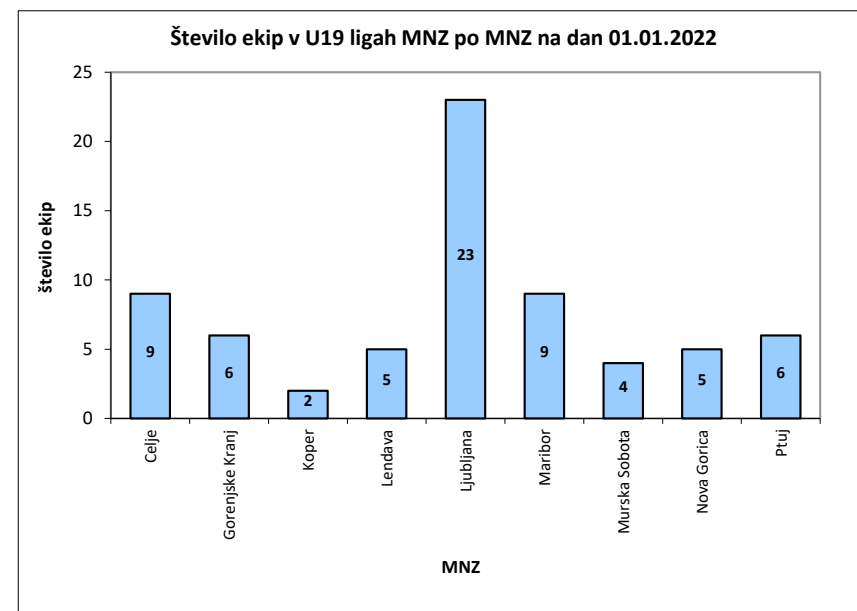
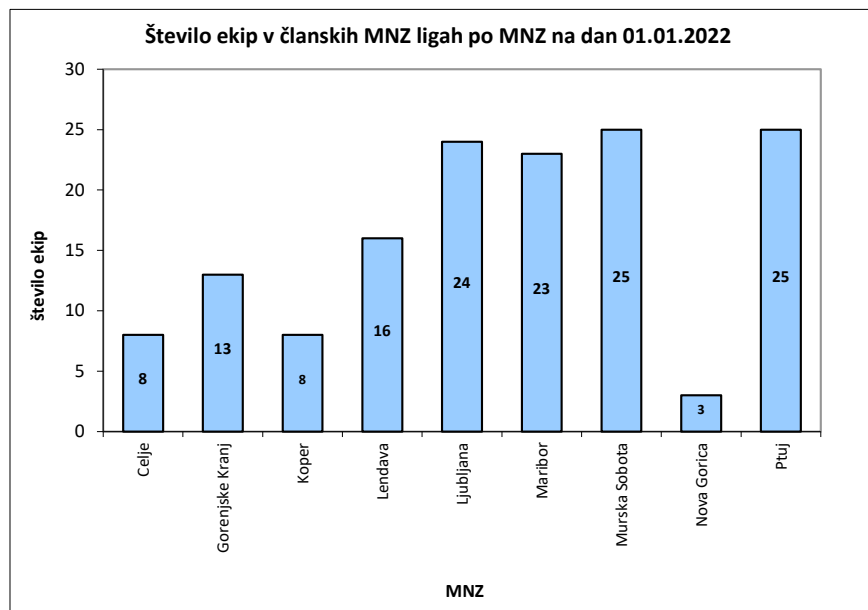
Z.št.	MNZ	Tekmovanja NZS												Tekmovanja MNZ								VSE	
		1.SNL	2.SNL	3.SNL	1.SML	1.SKL	2.SML	2.SKL	U15	SŽNL	DU17	DU15	DU13	Skupaj	ČL	U19	U17	U15	U13	U11	U9		Skupaj
1	Celje	1	4	6	1	1	4	4	5	0	1	1	2	30	8	9	7	20	33	36	31	144	174
2	Gorenjske Kranj	0	1	5	1	1	2	2	3	1	1	1	1	19	13	6	7	12	29	29	24	120	139
3	Koper	2	1	2	1	1	2	2	3	0	1	0	3	18	8	2	3	8	17	20	19	77	95
4	Lendava	0	1	0	0	0	1	1	1	0	0	0	0	4	16	5	1	2	5	7	9	45	49
5	Ljubljana	4	3	3	7	7	5	5	7	4	3	3	5	56	24	23	13	45	74	70	73	322	378
6	Maribor	1	1	3	1	1	4	4	4	0	0	2	1	22	23	9	12	19	33	41	37	174	196
7	Murska Sobota	1	1	0	1	1	1	1	3	1	1	2	2	14	25	4	7	11	18	25	28	118	132
8	Nova Gorica	0	3	4	0	0	3	3	2	1	1	2	1	20	3	5	0	9	15	16	12	60	80
9	Ptuj	1	1	5	2	2	2	2	3	1	0	0	0	19	25	6	5	12	23	25	24	120	139
<b>SKUPAJ</b>		<b>10</b>	<b>16</b>	<b>28</b>	<b>14</b>	<b>14</b>	<b>24</b>	<b>24</b>	<b>31</b>	<b>8</b>	<b>8</b>	<b>10</b>	<b>15</b>	<b>202</b>	<b>145</b>	<b>69</b>	<b>55</b>	<b>138</b>	<b>247</b>	<b>269</b>	<b>257</b>	<b>1180</b>	<b>1382</b>



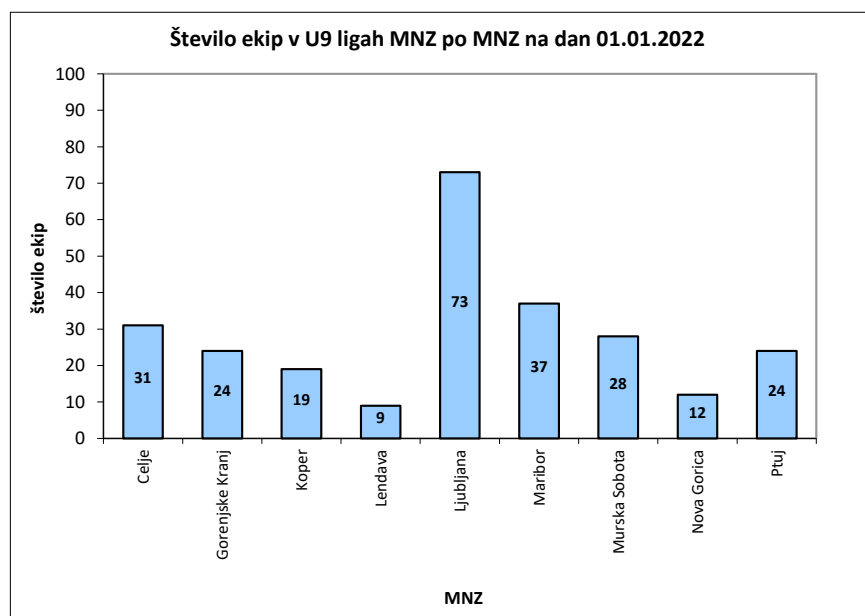
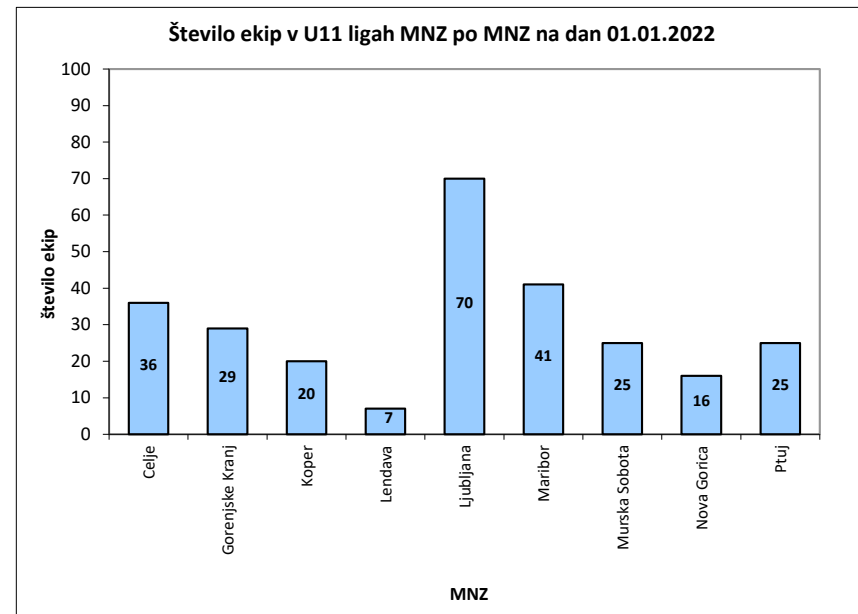
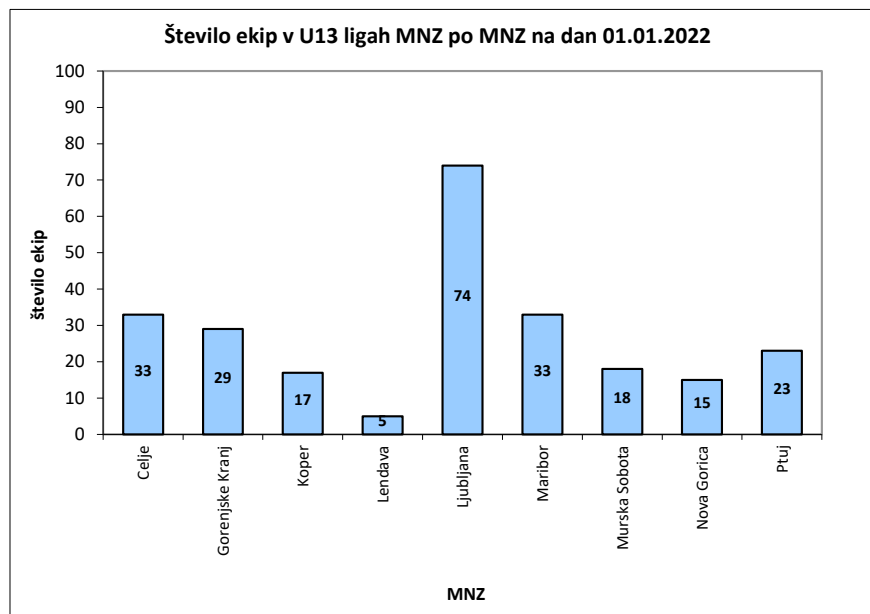




Razporeditev ekip nogometnih klubov v tekmovanjih NZS in MNZ na dan 01.01.2020

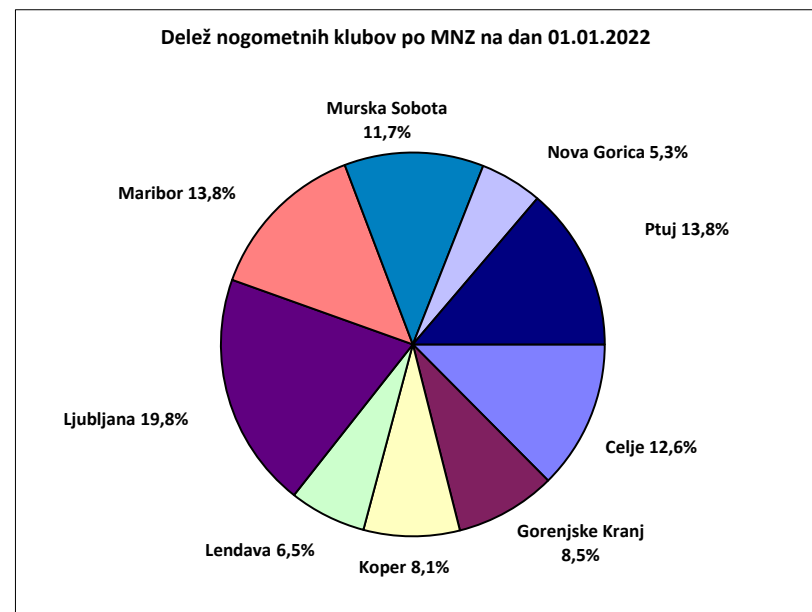
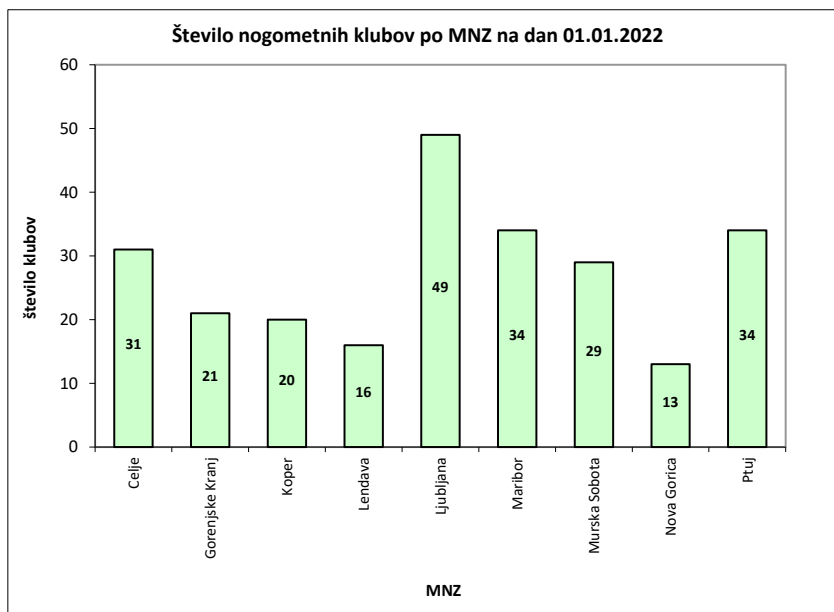


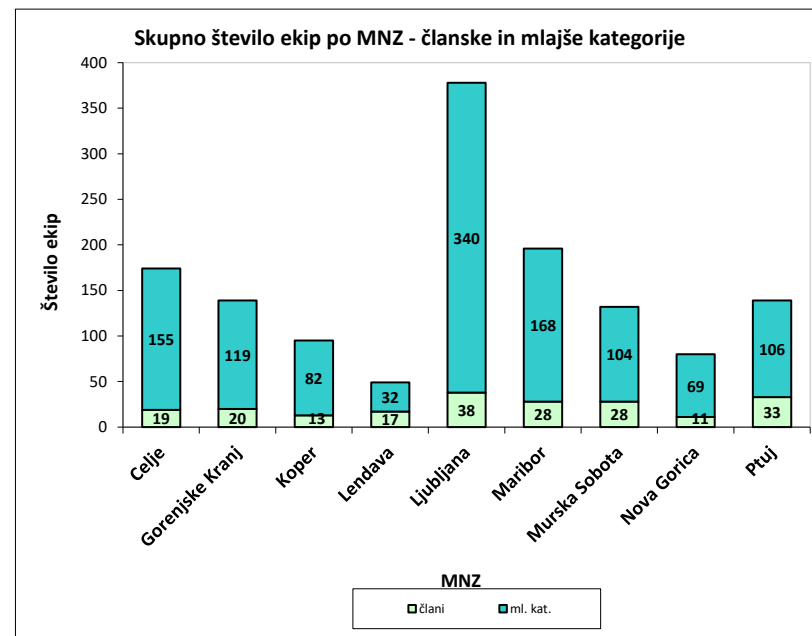
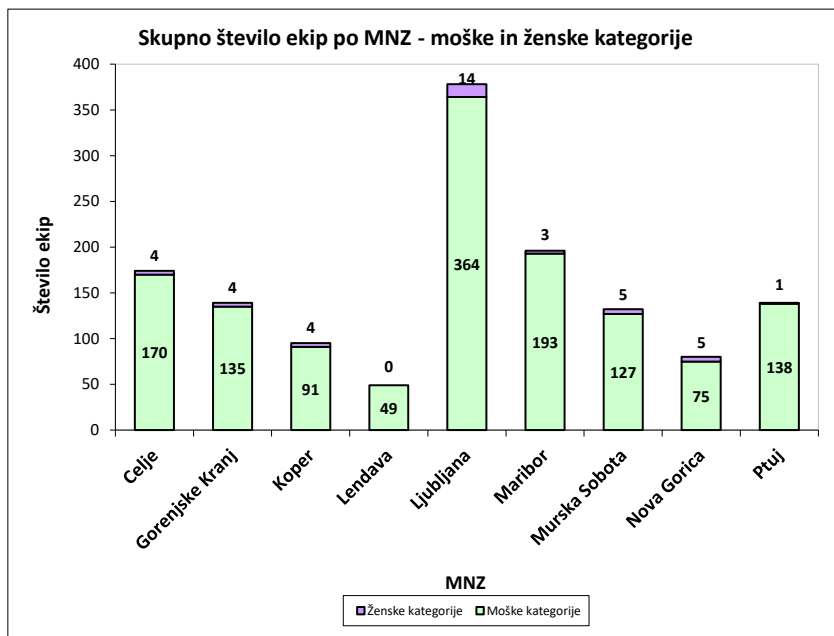
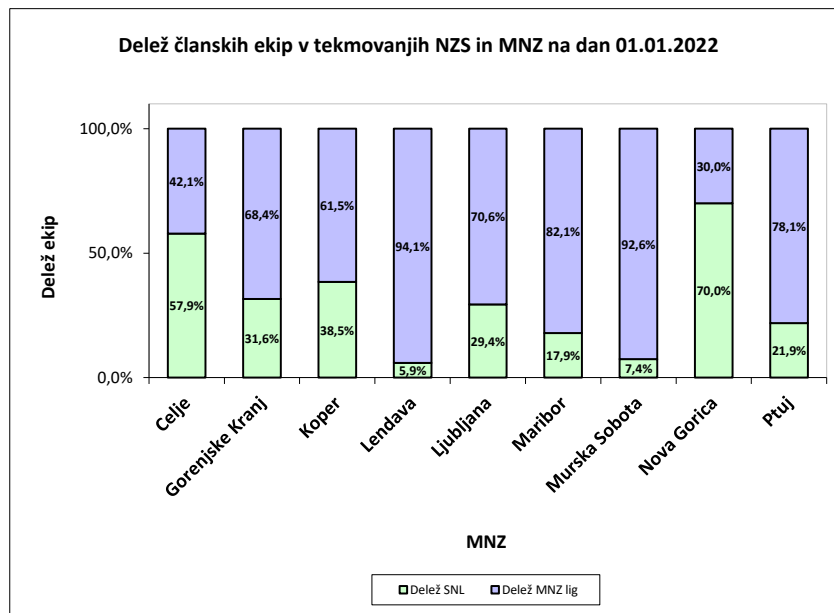
Razporeditev ekip nogometnih klubov v tekmovanjih NZS in MNZ na dan 01.01.2020



## Analiza delovanja nogometnih klubov po MNZ na dan 01.01.2022

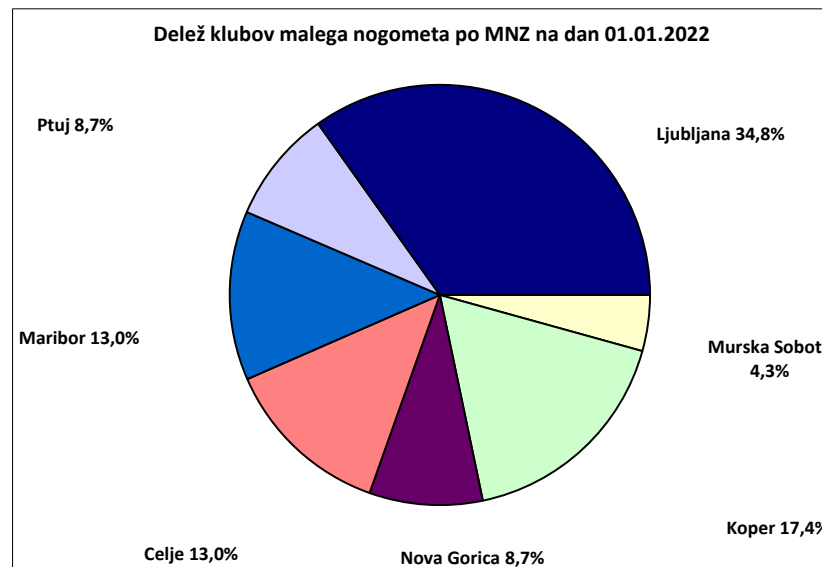
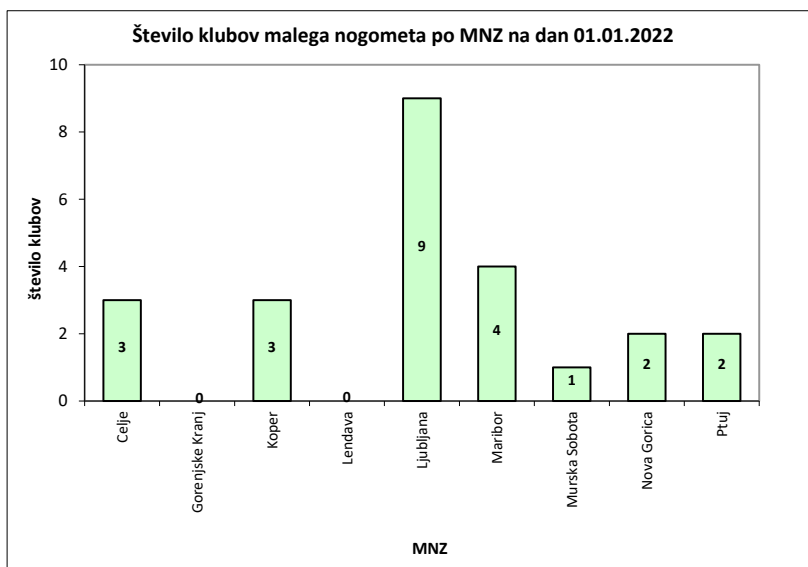
Z.št.	MNZ	Tekmovanja NZS			Skupaj	Skupaj	Skupaj	Delež	Delež	Št. ekip - moški		Moške	Št. ekip - ženske		Ženske	Število ekip		Skupaj	Pokritost članskih	Skupaj	Strukturni
		1.SNL	2.SNL	3.SNL	SNL	MNZ lige	SNL+MNZ	SNL	MNZ lig	člani	ml. kat.	kategorije	člani	ml. kat.	kategorije	člani	ml. kat.	ekip	ekip z ml. kateg.	klubov	delež
1	Celje	1	4	6	11	8	19	57,9%	42,1%	19	151	170	0	4	4	19	155	174	8,2	31	12,6%
2	Gorenjske Kranj	0	1	5	6	13	19	31,6%	68,4%	19	116	135	1	3	4	20	119	139	6,0	21	8,5%
3	Koper	2	1	2	5	8	13	38,5%	61,5%	13	78	91	0	4	4	13	82	95	6,3	20	8,1%
4	Lendava	0	1	0	1	16	17	5,9%	94,1%	17	32	49	0	0	0	17	32	49	1,9	16	6,5%
5	Ljubljana	4	3	3	10	24	34	29,4%	70,6%	34	330	364	4	10	14	38	340	378	8,9	49	19,8%
6	Maribor	1	1	3	5	23	28	17,9%	82,1%	28	165	193	0	3	3	28	168	196	6,0	34	13,8%
7	Murska Sobota	1	1	0	2	25	27	7,4%	92,6%	27	100	127	1	4	5	28	104	132	3,7	29	11,7%
8	Nova Gorica	0	3	4	7	3	10	70,0%	30,0%	10	65	75	1	4	5	11	69	80	6,3	13	5,3%
9	Ptuj	1	1	5	7	25	32	21,9%	78,1%	32	106	138	1	0	1	33	106	139	3,2	34	13,8%
<b>SKUPAJ</b>		<b>10</b>	<b>16</b>	<b>28</b>	<b>54</b>	<b>145</b>	<b>199</b>	<b>27,1%</b>	<b>72,9%</b>	<b>199</b>	<b>1143</b>	<b>1342</b>	<b>8</b>	<b>32</b>	<b>40</b>	<b>207</b>	<b>1175</b>	<b>1382</b>	<b>5,7</b>	<b>247</b>	<b>100,0%</b>





## Razporeditev ekip klubov malega nogometa v tekmovanjih NZS in MNZ ter analiza delovanja MNZ na dan 01.01.2022

Z.št.	MNZ	Tekmovanja NZS								MNZ	SKUPAJ	NZS + MNZ	Delež NZS	Delež MNZ lig	Skupaj KMN	Strukturni delež KMN
		1.SFL	2.SFL	SŽFL	U19	U17	U15	U13	MNZ							
1	Celje	1	1	2	1	0	2	1	0	8	0	8	100,0%	0,0%	3	12,5%
2	Gorenjske Kranj	0	0	0	0	0	0	0	0	0	0	0	0,0%	0,0%	0	0,0%
3	Koper	1	1	1	1	1	2	1	0	8	0	8	100,0%	0,0%	3	12,5%
4	Lendava	0	0	0	0	0	0	0	0	0	0	0	0,0%	0,0%	0	0,0%
5	Ljubljana	4	2	2	7	4	4	7	0	30	0	30	100,0%	0,0%	9	37,5%
6	Maribor	0	2	1	1	2	1	1	0	8	0	8	100,0%	0,0%	4	16,7%
7	Murska Sobota	1	0	0	1	1	1	1	0	5	0	5	100,0%	0,0%	1	4,2%
8	Nova Gorica	1	1	0	1	0	0	2	0	5	0	5	100,0%	0,0%	2	8,3%
9	Ptuj	1	0	0	1	0	2	1	0	5	0	5	100,0%	0,0%	2	8,3%
<b>SKUPAJ</b>		<b>9</b>	<b>7</b>	<b>6</b>	<b>13</b>	<b>8</b>	<b>12</b>	<b>14</b>	<b>0</b>	<b>69</b>	<b>0</b>	<b>69</b>	<b>100,0%</b>	<b>0,0%</b>	<b>24</b>	<b>100,0%</b>





Razporeditev ekip KMN v tekmovanjih NZS in MNZ ter analiza delovanja MNZ na dan 01.01.2021

